

I'M READY



THE PREPARED  
PUPPY

# Hi Kids,

**My name is Ready, the Prepared Puppy. I'm a Chinook, New Hampshire's official state dog!**

**You're probably wondering why everyone calls me Ready, the Prepared Puppy. I'm called Ready, the Prepared Puppy because I'm always prepared to stay safe during an emergency. I know what to do and I have what I need in my orange emergency kit. See it? It's on my back.**

**When you're prepared for an emergency, you know what to do and you have what you need to stay safe.**

**You can be ready too!**

**Start by completing the puzzles and games in your "I'm Ready" activity book. After you've finished your "I'm Ready" activity book, you'll know what to do and have what you need to stay safe during an emergency.**

**Tell your parents and friends that you are ready and teach them about preparedness!**



Ready the Puppy just loved to play in the rain! Splish, Splash, Splish. His paws danced in the puddles!



He never wore a raincoat because he loved the feeling of the raindrops landing on his head and back!



Ready would spend all day in the rain if he could. The smell and chilly rain always made him happy.

“Ready!”



“Ready!”



**“Ready!” His dad called from the house, “Time to come inside!”**



**“The storm is getting a little unsafe for you to be outside. Come in, dry off, and get warm before you catch a cold. Oh and don’t forget to do your homework!”**



**So Ready came in, dried off his wet fur...**

**... Got warm, turned on the light...**



**... and started to do his homework in his snuggly blue blanket.**

# WORD SEARCH

T H I Y W V I T U Y K D S P H  
H I J S E L T T O B R E T A W  
G M K C J N Z U W S I S X D P  
I H T D D D K N L R H P B S G  
L C A Y I K Z G E D O O F S E  
H W L X M A J T R A P I Z C J  
S Y G W Z B T A D F Z P O K D  
A A G X H A D S I O N I X T C  
L K U H B I P A R W E N R P Y  
F Y P P O W S N Y I R P U E Q  
B L A N K E T T A C F B J H P  
E D Q Q A A Z W L C X D T O E  
I F J I L P F V Y E I O S U K  
T F K J T C A N O P E N E R L  
P Q F M B V Y K B V I K V H Q

## WORD BANK

**FOOD**

**FIRST AID KIT**

**WATER BOTTLES**

**BLANKET**

**RADIO**

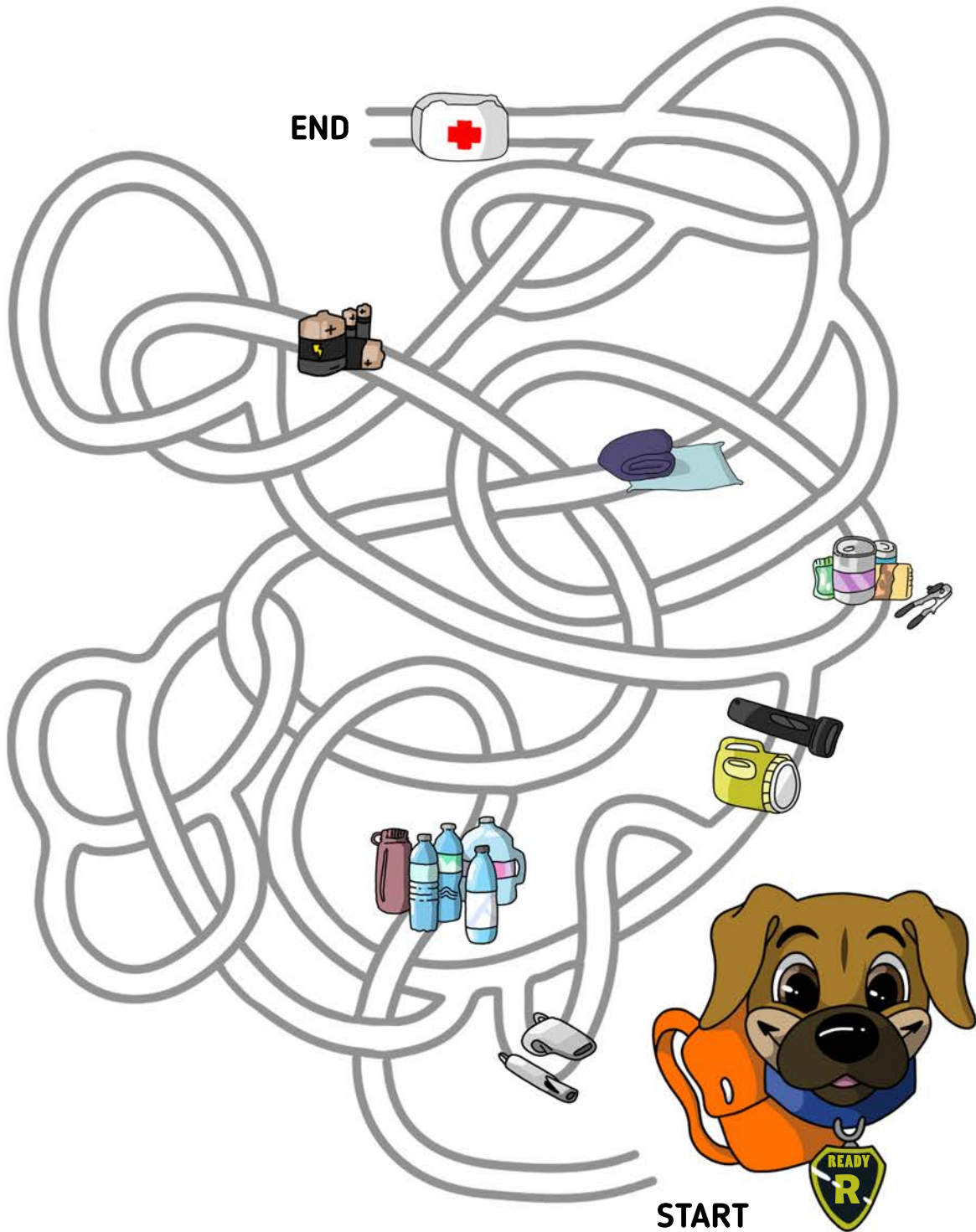
**WHISTLE**

**CAN OPENER**

**FLASHLIGHT**

**BATTERIES**

# HELP READY GET ALL OF HIS SUPPLIES!




# MATCH THE WORDS TO THE CORRECT PICTURE



RADIOS



WHISTLES



FLASH LIGHTS



WATER BOTTLES



BLANKETS



BATTERIES




FOOD/CAN OPENER



FIRST AID KIT

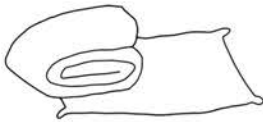
# FIND ALL OF READY'S SUPPLIES



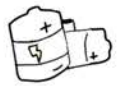
## WHAT TO LOOK FOR:



Radios



Blankets



Batteries



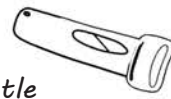
Can Opener



Water Bottles



Whistle



Flash Lights



First Aid Kit



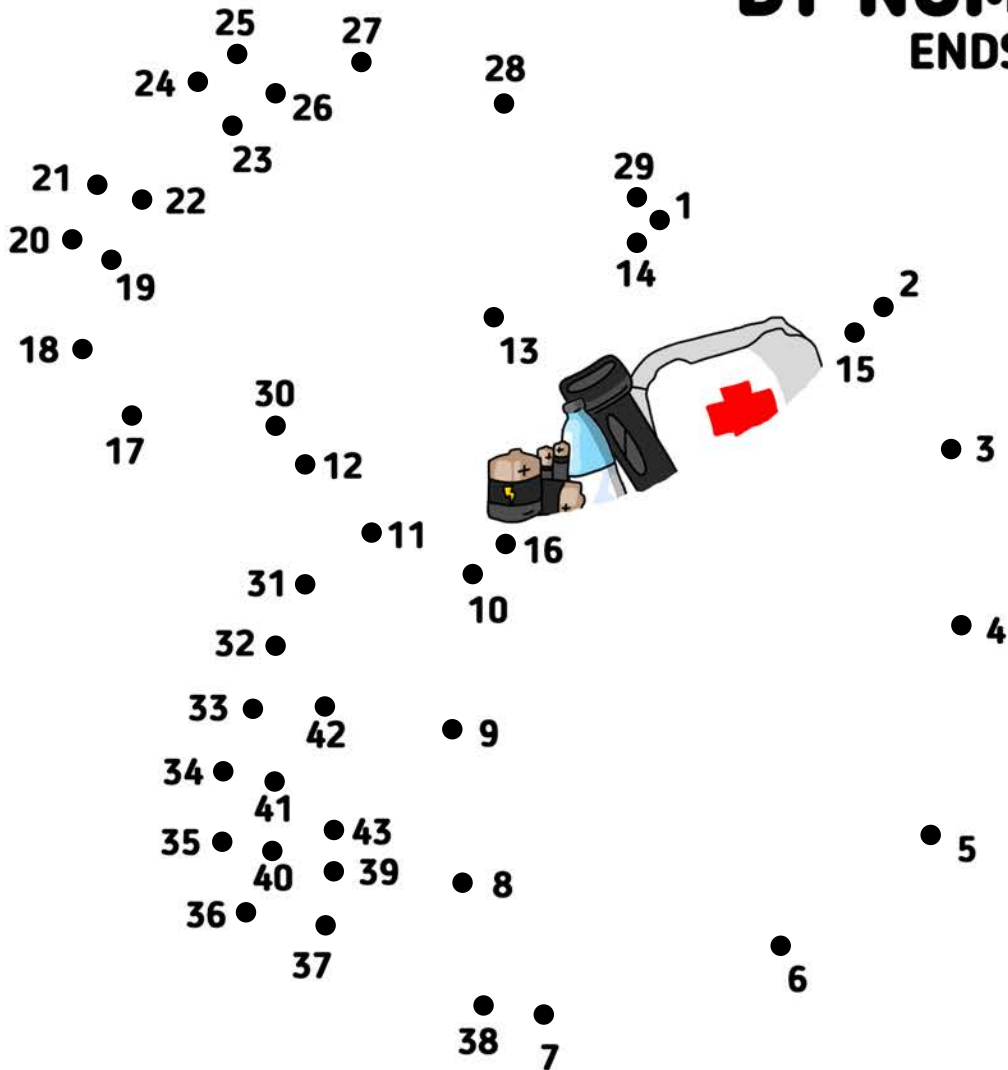
Food



# CONNECT THE DOTS

BY NUMBER

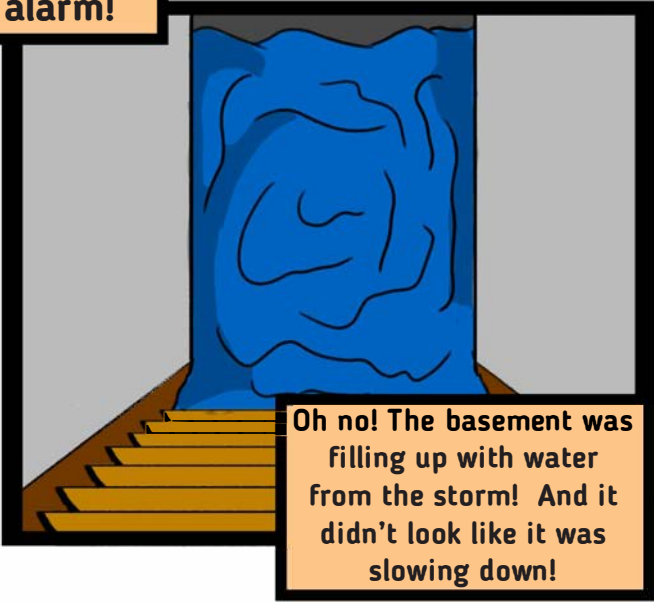

ENDS AT 43



## WHAT SHOULD BE IN YOUR EMERGENCY KIT?

CHOOSE THE CORRECT ANSWERS

- |                  |               |            |               |
|------------------|---------------|------------|---------------|
| A) FIRST AID KIT | D) MICE       | G) BLANKET | J) BATTERIES  |
| B) UNICORNS      | E) FOOD       | H) RADIO   | K) FLASHLIGHT |
| C) WATER BOTTLES | F) CAN OPENER | I) WHISTLE | L) DIRT       |





Ready was scared. The lights were off, the basement was full of water, and he didn't know where his parents were!



Grabbing his snuggly blanket, Ready ran to the stairs.




Anywhere was better than here! Wait... to his room! That is the safe place to be!



Safely in his room, Ready thought about the storm. This wasn't like any storm he usually played in. What would they do for food, water, light, warmth, or help?! Would they be stuck in the house forever?



Ready's door creaked open. Ready felt his heart race. Oh no! A scary monster from the basement was coming to get him!



“Don’t worry, Kiddo,” Ready’s Dad said while sitting on his bed. “There’s no need to be scared. We have a radio monitoring the storm and we’ve closed off the basement. Also our emergency kit is ready on the table.”




An Emergency Kit?

What was that?



“Our emergency kit is for storms or other natural disasters. If people can’t help us, we need to be able to help ourselves. Come, see the kit.” Ready’s dad explained.



Ready looked at the arrangement of items on the table, a whistle, flashlights, canned food, water, and other needed items.


“These items are on our state’s Department of Safety website. So we made a kit ahead of time in case something, like this storm, were to happen.”



Ready's ears perked up and a smile appeared on his face. So his family was going to be okay. His dad was right, there was no need to worry!



So as the sky cleared, the birds twittered in the sky...



Ready grabbed an extra bag from his closet and started making his own emergency grab bag to help his parents.

Now Ready is prepared for any natural disaster that happens in his town or state. With a fully stocked bag, he makes sure to tell his friends about making their own, using his as an example.



Learning from his own experiences, Ready has a challenge for you. Are you and your family ready for a natural disaster?

# Emergency Kit Shopping List:

- Durable Waterproof Container
- Bottled Water (a gallon per person, per day, for three days)
- Non-perishable foods
- Radios
- Flashlights and Batteries
- Personal Hygiene Products
- First-Aid Kit
- Whistle
- Manual Can Opener
- Copies of Important Documents
- Blanket/Towel
- Change of Clothes (For Each Person)
- Cash (\$50 minimum)
- Needed Prescription Medication
- Pet Food for Pets

**Here is Your Family's Emergency Kit Checklist!!**

**Look for These Emergency Kit Items in Your Grocery Store or Pharmacy!**

**Don't Forget A Big Backpack, Like Ready's, So You Can Put Your Emergency Safety Pack Together!**

**Kids, Have Your Parents Cut This Out! Remind Them to Make Sure Your Family is Prepared, Like Ready, When they Go Shopping!**

**Family Member  
Emergency Checklist:**

**Out-of-Town Contact Name:**

**Out-of-Town Contact Number:**

**Family Emergency  
Kit Contents:**

**Location of Family Emergency Kit:**

**Family Signatures of Emergency  
Kit Approval:**



I'M READY



THE PREPARED  
PUPPY





# *Congratulations!*

---

*You are now part  
of the Ready  
and Homeland  
Security Emergency  
Management Team!*



# ReadyNH.gov

TAKE ACTION. BE SAFE.



The New Hampshire Department of Safety, Division of Homeland Security and Emergency Management extends special thanks to Savannah Hawkins and Alison McDonough for their assistance in creating this document.

Produced in partnership with the Department of Safety Commissioner's Office and Concord Regional Technical Center's Graphic Design and Creative Media Program.